



#HackThePandemic Face Shield Assembly

Before you start please remember that you are responsible for your own sanitising and safe working practises when using these parts.


1. Hold the plastic sheet at one end, with the holes in line with the plastic frame. Insert the plastic sheet into the slot on the side of the frame.



2. Push the first hole in the sheet over the peg and continue to press the rest of the holes over the pegs. **Note:** You may have to push the sheet firmly onto the second peg as it is a tight fit.



3. When you get to the last peg make sure you tuck the end of the sheet into the slot on the side as well as pushing the last hole over the peg.



4. Go around all the holes pressing them firmly to make sure they are all secure and the sheet is secure on the sides. Please see reference photos.

